
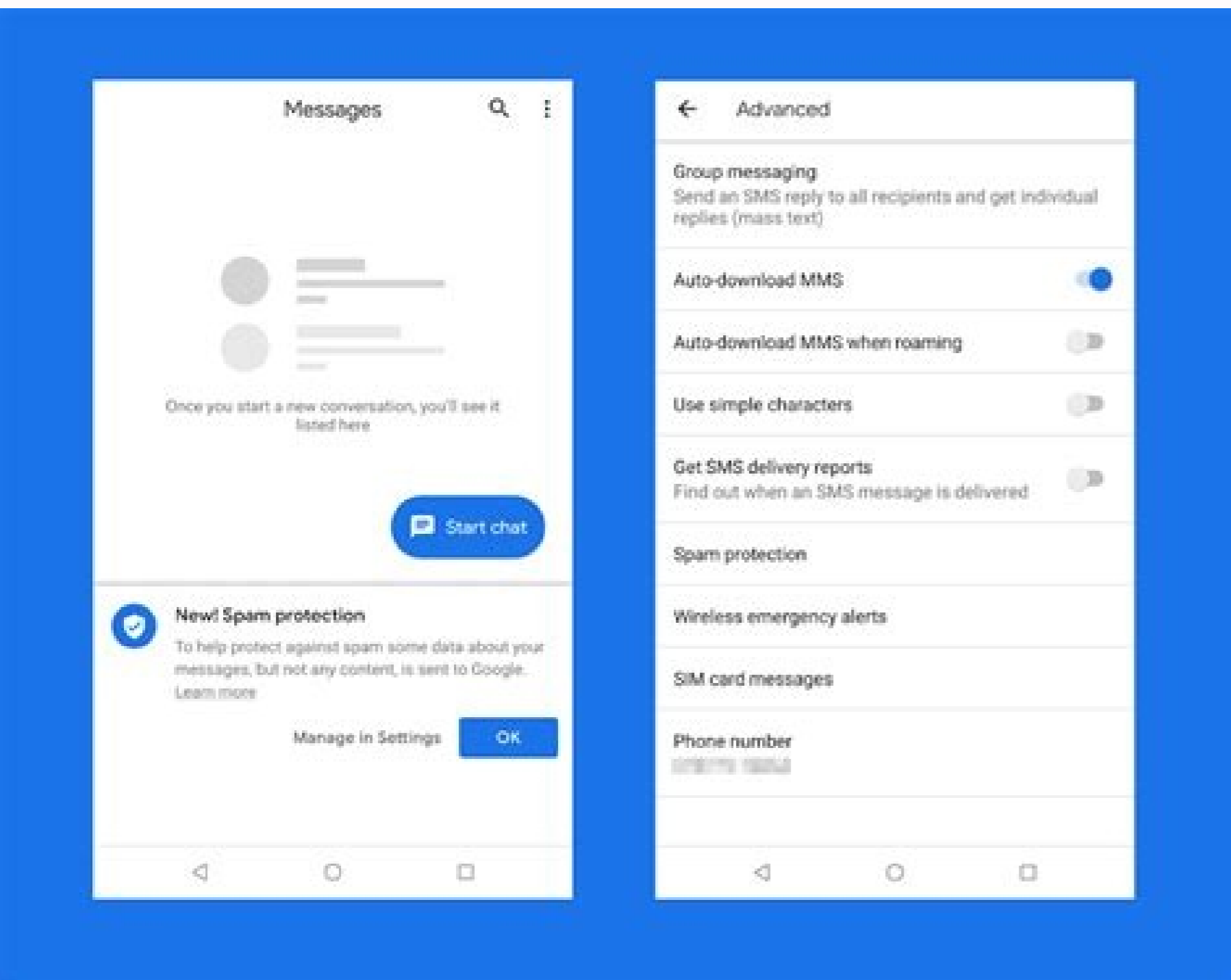
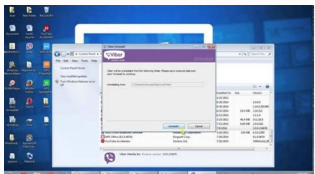


How to automatically delete spam messages on android

 I'm not robot  reCAPTCHA

Continue





The ad asks an advertising question, the Wikihow staff author of this article. Our team of editors and researchers validates articles for accuracy and complexity. The Wikihow content team carefully monitors the work of our editorial to ensure that each article is backed by credible research and meets our high-quality standards. This article has been viewed 32,235 times. WHAT -AUTHORS: 3 Updated: Jan 17, 2022 Screen: 32,235 Category: SMS 32,235 times to create a read page for all authors to authors sending mail to authors. If you get a lot of spam emails on your Android phone, you're probably interested in preventing those spam texts from taking your delivery mail underwater. Let's look at the best apps to install spam texts on Android. 1. TrueCaller 2 images behind the famous company TrueCaller posted a question called Tuemessenger. This acted as SMS blocking for delivery mail. However, since version 8.0 of TrueCaller, the main application has achieved all Tuemessenger features, i.e. now preventing spam texts and unwanted calls. Installing TrueCaller on your android phone to get composition and SMS app that will look for unknown numbers from database names. Along with the sender identification, TrueCals also indicate how many users are reporting SMS spam from this special communication. The app automatically prevents the best spam senders from accessing via text message. Thanks to these automatic layers of defense, TrueCaller is one of the best SMS for Android. If you receive an SMS, at the end of any conversation, click on the spam block and report it. If you have disabled notifications about SMS blocking options in settings, you will never see a notification about this person again. In addition, you can easily prevent the sender with a quick shortcut in the SMS notification. Alternatively, applications support more threads than the list and click the top block symbol. Of course, TrueCaller offers much more than stopping SMS spam. If you go a little deeper, you'll find Trucala's amazing features that you can use on a daily basis. TrueCal is freely used but offers subscriptions to remove ads and get other features. In addition, you should remember that the application of the application will be uploaded to the global database, and also rely on the general database of the application. So he says exactlyYou ask. In this article, publicity was led by Wikihow employees. Our experienced team of editors and researchers tests the accuracy and completeness of the articles. The Wikihow Content team closely follows our editorial board's work to ensure that each article is supported by reliable studies and will meet our high quality standards. This article was shown 32,235 times. CO -AUTHORS: 3 Updated: January 17, 2022 Display: 32 235 Category: SMS Print Fan Mail We thank all the authors for creating a page that read 32,235 times. If you visit Android many spam messages, you are probably interested in how to prevent this spam from flooding your delivery mail. Let's look at the best apps for locking spam texts for Android. 1. TruCaller 2 depicts the same company behind the popular true recenter, once released an application called Truemessenger. It acted as a spam blocker for their delivery mail. Since Trucaller 8.0, the main app has gained all Truemessenger features, which means it now blocks spam texts and unwanted calls. TruCaller Installing Android on your phone you will get an application to replace the dial and SMS that can be dispensed with with the database names without unknown numbers. In addition to identifying Trucaller, it also shows how many users have reported SMS from this particular contact. The application also automatically blocks the maximum to achieve it using SMS. These automatic protection layers make Trucallers one of the best SMS spam blockers for Android. If you get a message spam -MS, click block and report to block and report. If you have shown the ability to warn the blocked SMS in the settings, you will never find a warning from this contact again. You can also easily block the sender using quick SMS alerts. Alternatively, applications support various fibers from the list and click the locking symbol at the top. Of course, TruCaller offers more than just SMS spam stop. If you dive a little deeper, you will find amazing Trucaller features you can use every day. Trucaller is free but offers a subscription to remove ads and get some other features. You also need to understand that the application will also be uploaded to the global database. So it's doing exactlyPhone numbers that are not publicly available. You can also visit the "Cancel" on the subscription page to delete your number from the database, but that also means you can't use the service using this number. Download: Trucaller (Free, Accessible Subscription) 2 Copies of Screen If you are wondering how to block messages from the company, try basic messages. His list of locks allows you to block messages from the sender, series (eg all numbers starting with +1800), and even those containing the word (eg "suggestion", "save" or "coupon"). This feature facilitates the blockers of specific companies to block SMS spam. When you send basic messages, it automatically scans your received and identifies unwanted text messages. He will then hide these messages in your received. If you mark the sender who is interested in you as spam, do not worry: You can go to the message department with spam and allow this contact. As in the case of a blocked list, there is a white broadcaster list, number and word range that will always enter your mailbox. This makes the basic messages in a great way to block spam inadvertently without being hit by a cross. Basic messages are a program with ADS. You can buy the Pro version as a monthly, annual or life subscription. As a result, you can configure the service so that it automatically delete the blocked messages or delete them with one click. There are also no restrictions on the number of records you may have on the blocked list. PRO allows you to protect the application password as well as to develop backup / recovery preferences. You will also be able to select a separate SMS sound for messages that do not reach you. You can even configure automatic answers to blocked numbers when they send SMS spam. If you are worried that legal messages will enter the spam net, you can ask for an application for a day junk summary. This feature is an effective way to keep the resulting clean, paying attention to false alarms. Download: Basic Notifications (Free, Possible Subscription) 2 Antinuisance images are a light app. This does not overload your features and services and do not use automatic spam detection. Instead, it provides a white and black list for manual spam protection configuration. This is done by Antinuisance with a fantastic choice for people who do not want to entrust their reports to the algorithm. You can place text messages from specific numbers or names in the blacklist. You can also set the word on the black list that is useful to capture the person sent by the person just enter the name on the list and you will never hear this essence again. If spam can be hidden, you can report the text of the spam by recording a triangle button at the top of each conversation. All messages they catch are displayed in the magazine, so you can stop the cards to make sure that the program does not block legal messages or family messages. The program shows ads so often when changing cards, but you can only remove them a few dollars a year. Download: Antinations (free, accessible subscription) 2 images This offer from Microsoft, initially operating only in India. Nevertheless, it is available to other regions, although the prejudice program at the time of writing. This is the news about sending messages created to solve the SMS -SPAM problem. In addition, it will transfer what he identifies as advertising reports in a separate advertising component. Like other anti -spam applications, you can choose to display messages when SMS advertising appears. Text messages from blocked numbers appear in a separate blocked folder. You can also play with a text organizer in conversations that contain them in the marked folder (like Gmail). There is a folder called "reminder" showing information maps generated on the text comb. For example, you received a SMS from your credit companies about your monthly account and date. All important information is carefully displayed in the "reminder" folder for easy remembering. This function makes it an essential program for people who are ignorant. Finally, the smsorganizer can also automatically delete advertising messages, blocked and single postponed passwords after earlier (week, month or year). Download: Microsoft SMS Organizer (free), before these programs help distinguish from unwanted, from time to time you need to watch blocked messages. Regardless of whether the program uses manual, algorithmic or symptoms, it is likely that the legal message can catch. Worst of all, when companies use the same sender identifier to send you operations and advertising texts. Basically, no correspondence can be blocked against fear of issuing a definite warning. SMS SMS is a great pain, especially if you receive volumetric messages and there is no way to refuse subscription. Fortunately, Android are many SMS blockers that give you the desired world. If you have a serious problem, you can seeSpam text messages as the next step. You can wear old or unwanted conversations in your archives, mark all reading messages or delete them from messages. Open news. Tap and save any conversation you want to archive or delete. Archive: Tap the archive to select conversations in your archives. The archives disappear from the main screen, but you can still read. Everything gets everything as if you read: â Tap more: mark everything as if it were read. Delete: Delete to delete your chosen conversations. If notifications are used as a default messaging program, deleted conversations will also prevent the device. If you delete the conversation or message, it cannot be restored. This action is permanent. Manage language reports, manage messages, open a message program. Touch the conversation and save the message. See more information: Tap the information. Copy the text of the message: "Copy. Move one message to another: Tap forward. Delete the message: Delete. Save another, such as a photo or label: It is saved. Message about conversations on the main screen, you can go back to the main screen. Open the message program. Touch more archives. Tap and save each conversation you want to restore. Touch the anchor. Note: If you send a message to an archived conversation, the conversation automatically returns to the main screen. Ask public experts to answer, the old text message accumulated on your smartphone can cause great pain. It makes everything chaotic and eat valuable deposit. Today we will show how many old text messages will be automatically issued by Android and iOS. After our training, this will help to better change text messages, automatically deleting the old SMS, which has lived more for a long time. The automatic coating text (SMS) process is equally simple on both platforms because of the use of Android or iOS device. Automatic text messaging (SMS) Android and iPhone allows you to delete old text messages (SMS) Apple iPhone, and the Android local option is not. Instead of doing the job, you will use to download the message program compatible from the Play Store. Here we will use automatic conventional text messaging (SMS) from Google Hangout (SMS) for Android and we will keep your SMS out of mailboxThe solution isn't perfect and you don't have much customization options, but it's still more useful than the auto-remove option. Text messages (SMS) automatically delete your Google Hangouts session on your Android phone and tap the Hamburger menu (three lines) in the left corner. Select settings in the links area. On the next page, select "SMS" in the general settings. If you use another standard SMS application, you should set Hangouts as the default setting. So tap Deactivated to start. In the confirmation field of the pop-up window, select SMS as the default application. Now turn on the switch to delete old messages. Your old messages (SMS) are now automatically deleted after saving. Unfortunately, Meetings doesn't offer the ability to control how long you want to keep messages before removing them. Also, Google Hangouts will soon be deprecating Google Chat, so this method may not work for too long. If you know of a Universal Android application (not a native OEM application limited to a vendor) that does this, leave a comment below and we'll update our article accordingly. Text messages (SMS) are automatically deleted from iPhone, open iPhone settings. Now scroll down and tap on the message. Scroll to the next page and tap an address in your message history to leave a message. Finally, choose between 30 days and 1 year, depending on how long you want to keep old messages before getting rid of you. Older messages will be deleted immediately, and you must confirm this action by clicking the "Delete" button after selecting the desired auto-open duration. If you choose "always on last page", text messages are not automatically deleted on iPhone. While this encourages receiving old SMSs, you can soon find thousands of messages clogging up your phone after a while. Better organization of text input data on Android and iPhone, even though the automatic removal of text messages on Android and iPhone is different, you can still do it on both platforms. However, this process is more variable and tailored to change on iPhone than on Android. So use this tutorial to configure your iPhone or Android device to automatically delete text messages. If you are there, you should also take a look at how to automatically release messages to Telegram and our article on sending missing messages to WhatsApp, signal and read

